



**Bulleenscreens**  
made for the trade

# SECURITY & FLYSCREEN DOORS AND WINDOWS



# ABOUT US

From humble beginnings late last century in a garage in Bulleen, Bulleen Screens has grown to be a trusted name in the building trade. In 2011, we moved our manufacturing and offices to Oakleigh (but kept our name....) to accommodate growth in the business and a new custom designed factory. Centrally located in Melbourne, we now service anywhere within 50km of the GPO, along with regular trips to the Mornington Peninsula, Geelong, Ballarat, Kilmore and Pakenham. We service a range of highly regarded trade customers and also welcome the public to buy direct.

Drawing on knowledge gained from over 40 years in the window and door trade, we manufacture a wide range of quality Flyscreens and Security Screens for Doors and Windows. Our customised range includes Flyscreen Doors, Decorative Aluminium & Steel Security Doors, INVISI-GARD Security Doors and Windows and Flyscreen Windows. We pride ourselves on being able to offer a wide range of options in style, colour, mesh types, durability and overall security to meet your individual needs.

**Browse through this brochure to view our wide range of options to suit your needs, then contact us for a rough estimate or to arrange your onsite measure & quote.**

**PH:** 03 9568 5568  
office@bulleenscreens.com.au  
www.bulleenscreens.com.au

**Showroom:** 8am to 4pm Monday to Friday  
25 Edward Street, Oakleigh,  
Victoria, Australia, 3166



# DOORS

We custom manufacture a wide range of Flyscreen Doors & Security Doors to meet your individual needs.

- \* FLYSCREEN
- \* DIAMOND GRILLE SECURITY^
- \* DECORATIVE ALUMINIUM SECURITY^
- \* DECORATIVE STEEL SECURITY^
- \* CONTEMPORARY SAFETY AND SECURITY^
- \* RETRACTABLE SCREENS
  
- \* MESH OPTIONS
- \* COLOURS
- \* ACCESSORIES

## FLYSCREEN

**Our most basic door is a great solution to allow natural ventilation while keeping leaves, debris and insects out, especially during windy days or at night when insects are attracted to light.**

**Flyscreen doors can assist in reducing your energy bills with natural air-flow, rather than artificial cooling. They are particularly useful when 'evaporative cooling' is installed (which, unlike refrigerated air-conditioning, requires the windows to be open to work).**

### STANDARD

All Flyscreen Doors come in a variety of standard colours and include a mid-rail (to reduce the chances of walking through the mesh unintentionally).

Our hinged doors are fitted standard with a full key locking handle, 2 hinges and an automatic gas closer.

Our sliding doors are fitted with a basic handle on both inside and outside.

Available as Sliding Doors or Hinged Doors.

**OPTIONAL UPGRADES** include latch-lock or key-lock on sliding doors, alternative mesh types, custom colours and automatic closer for single sliding doors.

Mid-rail can also be removed.

- ✓ **AFFORDABLE**
- ✓ **EASY TO REPAIR**
- ✓ **GOOD VISIBILITY**  
will not obstruct view through glass
- ✗ **PET/CHILD DURABILITY**  
mesh is relatively easy to push through

**Frame:**  
Aluminium  
**Standard Mesh:**  
Fibreglass  
**Security Rating:**  
// // // // // // // //



FLY DOOR

## DIAMOND GRILLE SECURITY<sup>^</sup>

**Basic security<sup>^</sup> screen doors offering a cost effective deterrent to intruders and insect protection.**

### STANDARD

All Diamond Grille Doors come in a variety of standard colours, with a key lock & snib. Hinged doors are also fitted with 2 hinges and an automatic gas closer.


Available as Sliding Doors or Hinged Doors.

**OPTIONAL UPGRADES** include 3 point security lock, 3 hinges, alternative grille patterns, mesh types and custom colours.

- ✓ **AFFORDABLE**
- ✓ **DETERRENT TO INTRUDERS**  
Lockable barrier and insect screen all in one.
- ✓ **VERSATILE**  
Wide variety of options for mesh and colours available
- ✗ **LIMITED VIEW**  
Diamond Grille obstructs view in and out of door


**Frame:**  
Aluminium  
**Standard Mesh:**  
Fibreglass  
**Security<sup>^</sup> Rating:**  
//////

### STANDARD




A 127  
STANDARD DIAMOND  
7MM STRAND


### ALTERNATIVE GRILLE PATTERNS




A 117  
SMALL DIAMOND  
7MM STRAND



A 105  
LIGHT WEIGHT DIAMOND  
5MM STRAND



A 227  
DECORATIVE DIAMOND  
7MM STRAND



HALF DIAMOND DOOR\*\*

\*\*Top section available in any of the 4 grille patterns.

<sup>^</sup> Security Doors are regulated by Australian Standard 5039-2008. Use of the word "Security" to describe doors in this document does not imply compliance with Australian Standards. Our security rating indicated for each door type is an indication of our opinion on relative level of security offered for each door type. For further information call us on 03 9568 5568

## DECORATIVE ALUMINIUM SECURITY<sup>^</sup>

Popular doors offering a wide variety of patterns to suit the style of your home. More affordable than a steel door and for most people, plenty of security protection.

### STANDARD

All Aluminium Doors come in a variety of standard colours, with a key lock & snib. Hinged doors are also fitted with 2 hinges and an automatic gas closer.

**OPTIONAL UPGRADES** include 3 point security lock, 3 hinges, alternative mesh types, custom colours.

- ✓ **MANY OPTIONS**  
Wide variety of grille patterns available to match the style of your home
- ✓ **DETERRENT TO INTRUDERS**  
lockable barrier and insect screen all in one.
- ✓ **VERSATILE**  
wide variety of options for mesh and colours available

**Frame:**  
Aluminium

**Standard Mesh:**  
Fibreglass

**Security<sup>^</sup> Rating:**  
///////

\*Art Deco Range Coloured Aluminium Inserts available in:

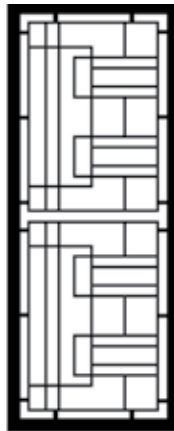
- Bright Red
- Mountain Blue
- Satin Black
- French Blue

\*\*Glass insert colour options:

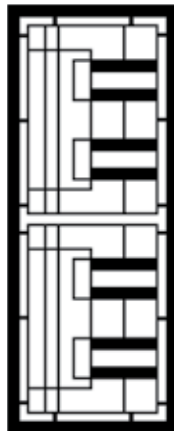
- Teal Blue
- Olive Green



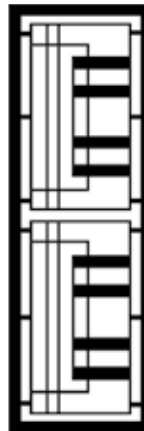
\*SP 71AB  
ART DECO  
COLONIAL



\*\*SP 66AB  
RICE PAPER GLASS  
COLONIAL



\*\*SP 65AB  
BLACK GLASS  
COLONIAL




\*\*SP 69AB  
BLACK GLASS  
COLONIAL



SP 61AB  
BLACK ORCHID  
COLONIAL



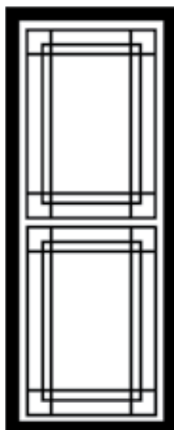
SP 62AB  
RED ORCHID  
COLONIAL



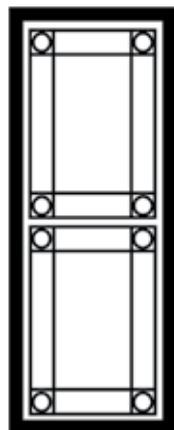
SP 61AB  
ROSE JEWEL  
COLONIAL



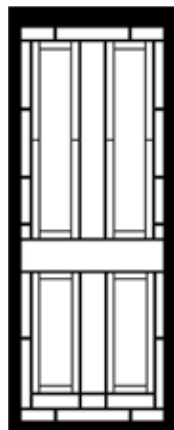
SP 68AB  
ROSE JEWEL  
SIDE LIGHT  
COLONIAL



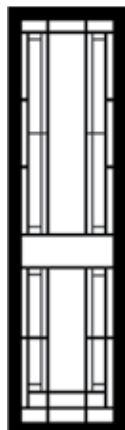
SP 62  
COLONIAL



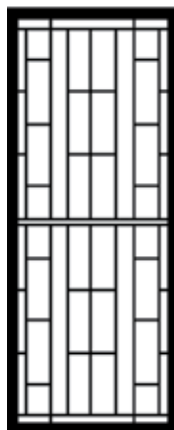
SP 73  
COLONIAL



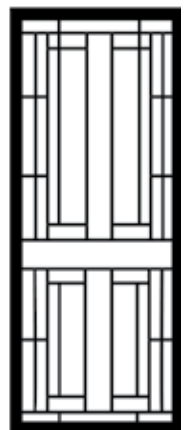
SP 34AB  
COLONIAL



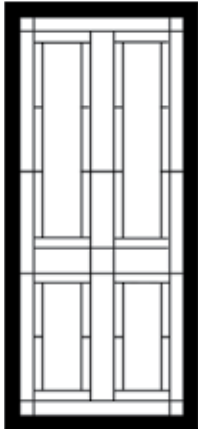
SP 35AB  
COLONIAL



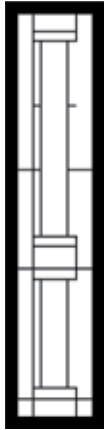
SA1 AND SA1  
FEDERATION



SA8 AND SA5  
FEDERATION



MELTON\*  
TITAN



MELTON\*  
S/P  
TITAN



SP14AB  
COLONIAL



SP18AB  
COLONIAL



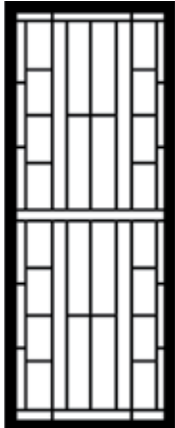
SA3 AND SA1  
FEDERATION



SA4 AND SA5  
FEDERATION



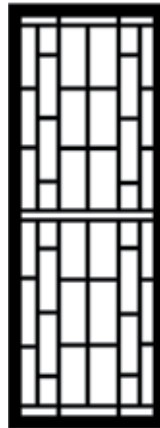
SA6 AND SA7  
SIDE LIGHT  
FEDERATION



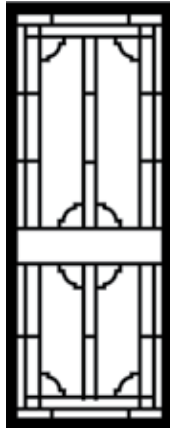
SP13BB  
COLONIAL



SP16BB  
COLONIAL



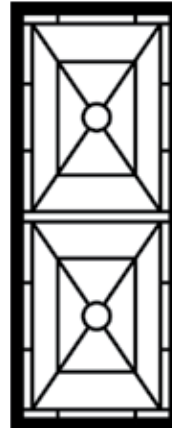
SA12 AND SA12  
SIDE LIGHT  
FEDERATION



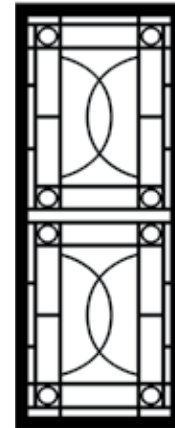
SP27AB  
COLONIAL



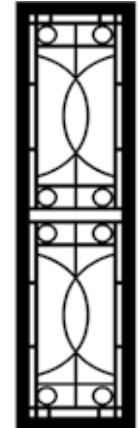
SP28AB  
COLONIAL



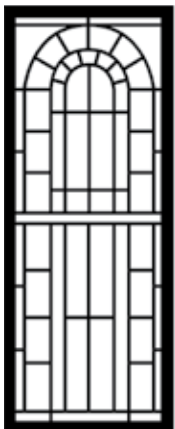
SP30  
2 PER DOOR  
COLONIAL



SP17  
2 PER DOOR  
COLONIAL



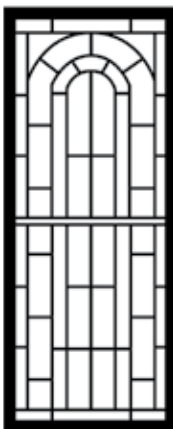
SP36  
2 PER DOOR  
COLONIAL



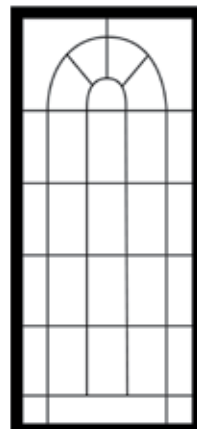
SP13AB  
COLONIAL




SP16AB  
COLONIAL



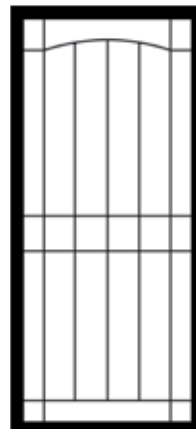
SA1 AND SA2  
FEDERATION




MONTROSE\*  
TITAN



MONTROSE\*  
S/P  
TITAN



YARRA GLEN\*  
TITAN



SEAFORD\*  
TITAN



SP52  
2 PER DOOR  
COLONIAL



SP53  
COLONIAL



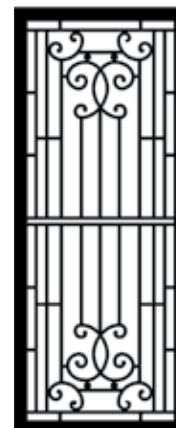
SA9 AND SA9  
FEDERATION




SP50AB  
COLONIAL




SP56  
COLONIAL



SP55  
COLONIAL



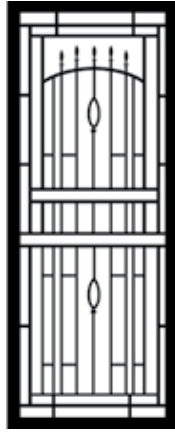
SP57AB  
COLONIAL



SP44AB COLONIAL



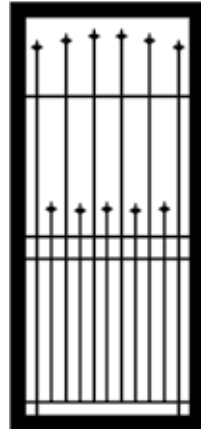
SP45AB COLONIAL



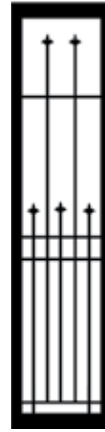
SP29AB COLONIAL



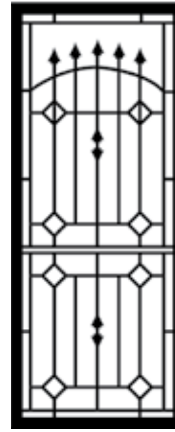
SP31AB COLONIAL



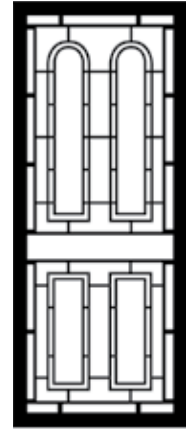
BENDIGO\* TITAN



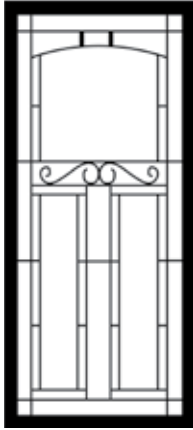
BENDIGO S/P\* TITAN




SA10 AND SA11 FEDERATION



SP51AB COLONIAL




BALLARAT\* TITAN



SP10 COLONIAL



SP21 COLONIAL




SP22 COLONIAL



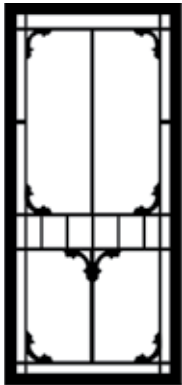
SP6 COLONIAL



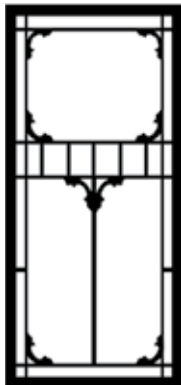
SP37AB COLONIAL



PARKVILLE 1\* TITAN




PARKVILLE 2\* TITAN



PARKVILLE 2\* WITH SECURITY BARS TITAN



PARKVILLE 3\* TITAN



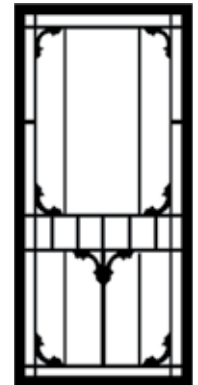
PARKVILLE 1/SB\* WITH SECURITY BARS TITAN



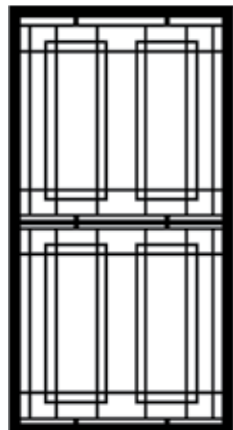
PARKVILLE 2/SB\* WITH SECURITY BARS TITAN



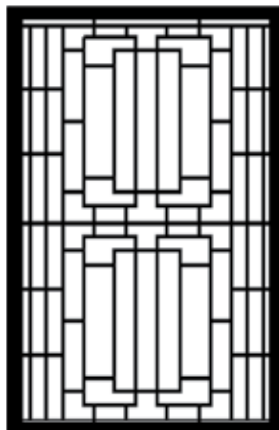
PARKVILLE 3/SB\* WITH SECURITY BARS TITAN



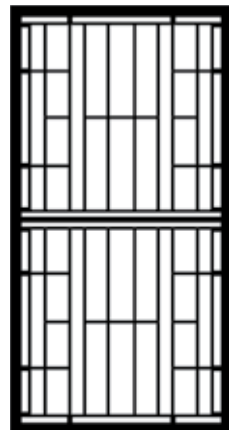
PARKVILLE 4/SB\* WITH SECURITY BARS TITAN




SP48S\* COLONIAL



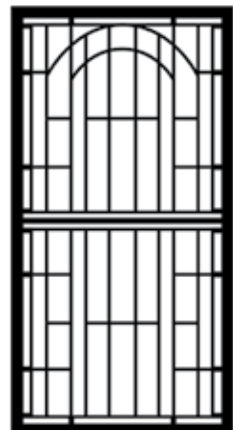
SA101 AND SA101 ALSPEC



SP15BB\* COLONIAL



SP14S\*/SP15B\* COLONIAL



SP15AB\* COLONIAL

\* Aluminium framed doors with steel decorative grille



## DECORATIVE STEEL SECURITY<sup>^</sup>

**Heavy Duty security<sup>^</sup> screen doors where high security is a priority. Range of designs to achieve the desired look which can be further customised as requested, because each door is made to order from scratch. For the ultimate peace of mind choose a steel security door.**

### STANDARD

All Steel Security Doors are custom made so the variety of standard colours is much broader than for our other doors. All colours in "Dulux DURALLOY" range and "Interpon LIVING SERIES" range are available as standard colours.

All Steel Security Doors include a key lock, are fitted with 3 hinges and also come with an automatic heavy duty gas closer.

**OPTIONAL UPGRADES** include 3 point security lock, accessories, alternative mesh types and extra heavy duty reinforced frame.

- ✓ **SECURITY**
- ✓ **MANY OPTIONS**  
Variety of grille patterns available to match the style of your home
- ✓ **DURABLE**  
steel will last a very long time
- ✓ **CUSTOMISABLE**  
Each door made to order so colour and grille design can be modified
- ✗ **EXPENSIVE**

Frame:  
Steel

Standard Mesh:  
Aluminium


Security Rating:




CANTERBURY 1  
ABSOLUTE




CANTERBURY 2  
ABSOLUTE



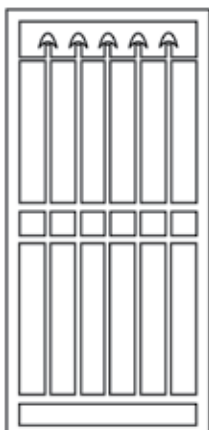
CANTERBURY 3  
ABSOLUTE



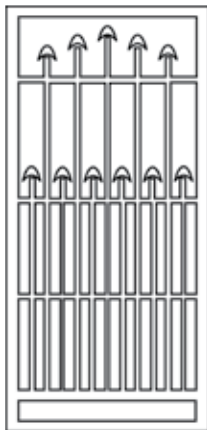
CANTERBURY 5  
ABSOLUTE




CANTERBURY 6  
ABSOLUTE



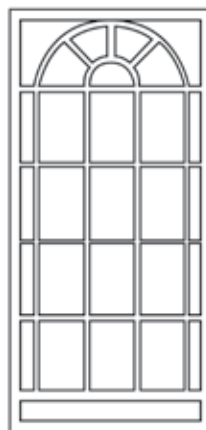
RUSSEL  
ABSOLUTE



COLLINS  
ABSOLUTE




NICHOLSON  
ABSOLUTE



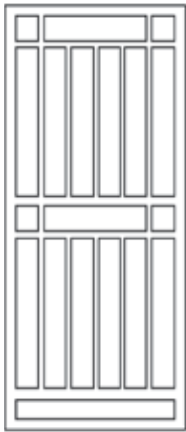
QUEENSBERRY  
ABSOLUTE



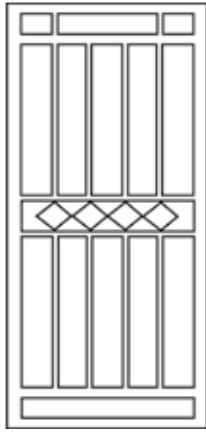
COVENTRY  
ABSOLUTE



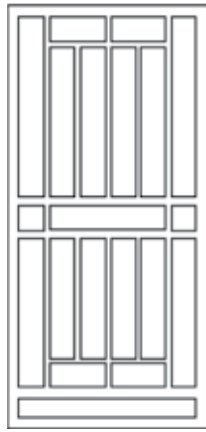
FRANKLIN  
ABSOLUTE




ELISABETH  
ABSOLUTE



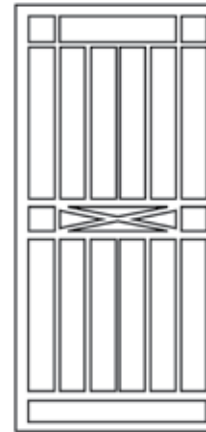
HODDLE  
ABSOLUTE



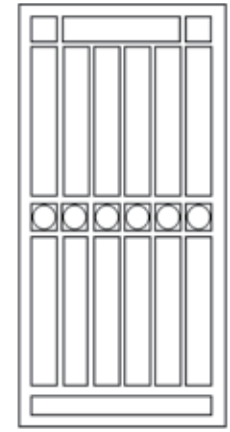
WELLINGTON  
ABSOLUTE



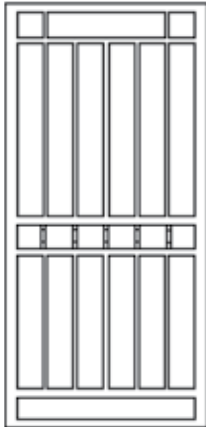
SWANSTON  
ABSOLUTE



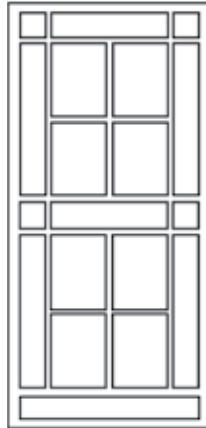
LATROBE  
ABSOLUTE



FLINDERS  
ABSOLUTE



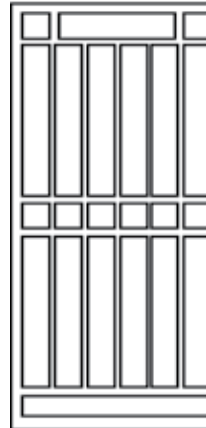
SPENCER  
ABSOLUTE



DOMAIN  
ABSOLUTE




CLARENDON  
ABSOLUTE



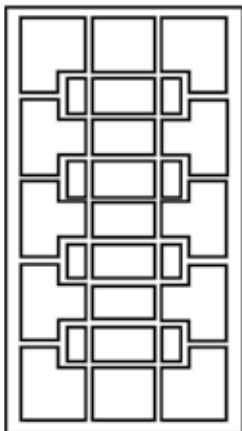
RATHDOWNE  
ABSOLUTE




VICTORIA  
ABSOLUTE



NORMANBY  
ABSOLUTE



MONTAGUE  
ABSOLUTE



LONSDALE  
ABSOLUTE



NO GRILLE



CUSTOM MADE TO  
MATCH YOUR HOME

## CONTEMPORARY SAFETY & SECURITY<sup>^</sup>

For those who want the security and insect protection and prefer a contemporary look (or one that does not distract from existing front door and entrance area).

### 1. GALVANISED WOVEN DOOR

A fantastic option to achieve a contemporary look with a strong, durable, and affordable security<sup>^</sup> door.

- ✓ **CONTEMPORARY DESIGN**  
Fitted to perimeter frame only (no mid-rail or grille required).
- ✓ **VISIBILITY**  
Black (only) mesh absorbs the light making easier to see through. Can showcase decorative door behind and does not obstruct your beautiful view from inside.
- ✗ **CORROSION WARRANTY**
- ✓ **AFFORDABLE OPTION TO ACHIEVE THE LOOK**
- **DURABILITY**  
Mesh is pop riveted to frame with high strength wedge retention system however mesh is not as strong or durable as other doors in this contemporary range.

**Technical Details:**  
High strength Galvanised Mesh, Powder Coated Black  
**Frame:**  
Aluminium  
**Strength Rating:**  
/////////  
**Security<sup>^</sup> Rating:**  
//////////

### 2. ALU-GARD PERFORATED ALUMINIUM SCREENS

ALU-GARD is a perforated aluminium sheet retained in an extruded aluminium frame. These doors provide security<sup>^</sup>, clarity of vision and strength with corrosion resistance.

- ✓ **CONTEMPORARY DESIGN**  
Fitted to perimeter frame only (no mid-rail or grille required).
- ✓ **VISIBILITY**  
Black (only) mesh absorbs the light making easier to see through. Can showcase decorative door behind and does not obstruct your beautiful view from inside.
- ✓ **DURABILITY**  
Construction of perforated aluminium sheet retained in an extruded aluminium frame with riveted wedge retention system provides excellent strength
- ✓ **HIGHLY RESISTANT TO CORROSION**
- ✓ **AFFORDABLE**  
More affordable than INVISI-GARD or Steel Security doors.
- ✓ **SUITABLE FOR BUSHFIRE ZONES**  
Suits applications up to Bushfire Attack Level BAL29

**Technical Details:**  
Fitted with Alspec ALU-GARD Perforated Aluminium Mesh retained in extruded aluminium frame. 1.6mm thick aluminium sheet perforated with 2.2mm holes.  
**Frame:**  
Aluminium  
**Strength Rating:**  
/////////  
**Security<sup>^</sup> Rating:**  
//////////  
Tests passed for hinged security doors AS5041-2003: Knife Sheer Test, Dynamic Impact Test, Jemmy test (only with optional Triple Lock fitted)



## CONTEMPORARY SAFETY & SECURITY<sup>^</sup>

### 3. INVISI-GARD STAINLESS STEEL SECURITY DOORS

Combining the strength of Marine Grade 316 Stainless Steel with the beauty, strength and flexibility of aluminium. Deliver clarity of vision with enhanced security.



- ✓ **CONTEMPORARY DESIGN**  
Fitted to perimeter frame only (no mid-rail or grille required).
- ✓ **VISIBILITY**  
Black (only) mesh absorbs the light making easier to see through. Can showcase decorative door behind and does not obstruct your beautiful view from inside.
- ✓ **DURABILITY**  
High strength mesh and unique construction method provide ultimate durability and strength. INVISI-GARD 316 Marine Grade Stainless Steel Mesh is covered by a 15 Year Warranty subject to the conditions on the INVISI-GARD Warranty.
- ✓ **HIGHLY RESISTANT TO CORROSION**
- ✗ **EXPENSIVE**
- ✓ **SUITABLE FOR BUSHFIRE ZONES**  
Suits applications up to Bushfire Attack Level BAL40

**Technical Details:**  
Aluminium frame fitted with 316 Marine Grade Stainless Steel Mesh. Attached using INVISI-GARD patented pressure retention system for maximum security.  
0.8mm Stainless Steel Wire. 11 x 11 strands per 25mm sq.  
**Frame:**  
Aluminium  
**Strength Rating:**  
////  
**Security<sup>^</sup> Rating:**  
//// (triple lock)



### 4. INVISI-GARD COMBINATION DOOR

For those who love the security features and benefits of an INVISI-GARD Door however prefer the decorative patterns offered in our other doors. We can custom make for you whichever decorative door pattern you like and incorporate into a standard INVISI-GARD door.

## RETRACTABLE SCREENS

Bi-fold doors and French doors are increasingly popular in modern houses. Providing excellent ventilation and wide openings to alfresco entertaining areas it's easy to see why they are popular. However in most instances these types of doors provide challenges in protecting a home from insects or airborne debris with regular flyscreens. Retractable screens can be fitted to windows.

### BENEFITS OF RETRACTABLE SCREENS

- Protect from insects and airborne debris coming inside
- Are hidden from view when not in use
- Virtually the only alternative to screen Bi-Fold doors. Often good for French Doors where space is tight (preventing a pair of traditional hinged flydoors being installed opening the opposite way to your entry doors).
- Can be retracted both horizontally (most common) or vertically depending on the style of window or door.

### POTENTIAL DRAWBACKS OF RETRACTABLE SCREENS

- Due to the physical size of the tracks and retracting mechanism, installations work best when they are planned for during the building process. However we can usually retro-fit to existing openings and always aim to ensure visible parts 'blend in' with the door surrounds.
- Compared with traditional static screens, they have more moving parts which can increase the risk of inconvenient faults in future.
- Some screens can be difficult to see and this needs to be considered in homes with kids and pets when selecting the right screen for you.

#### GENERIC PLEATED-TYPE A

**Maximum Size:** (single):  
3000mm H x 1800mm W  
(double):  
3000mm H x 3600mm W  
Available in limited range of colours



- ✓ **COMPACT DESIGN**
- ✓ **QUIET**
- ✓ **ECONOMICAL**
- **MESH**  
Mesh is not attached at bottom so if screen is impacted the mesh most often slips easily back into place.
- **PLEATS**  
Pleats make mesh easier to see however some people may prefer the look of a non-pleated mesh.
- ✗ **TRACKS**  
Tracks on floor have a deep channel which can be a tripping hazard

#### JUMBO PLEATED

Pleated flyscreen with a more slimline and compact design than other pleated screens.

**Maximum Size:**  
(single)  
2700mm H x 4000mm W  
**Maximum Size:**  
(double):  
2700mm H x 8000mm W  
Available in limited range of colours

- ✓ **COMPACT DESIGN**
- ✓ **DESIGNED IN TAIWAN**  
Withstands typhoon conditions.
- ✓ **QUIET**
- ✓ **7 YEAR WARRANTY ON PLEAT RETENTION.**
- **MESH**  
Mesh is not attached at bottom so if screen is impacted the mesh most often slips easily back into place.
- **PLEATS**  
Pleats make mesh easier to see however some people may prefer the look of a non-pleated mesh.
- ✗ **TRACKS**  
Tracks on floor have a deep channel which can be a tripping hazard

#### GENERIC PLEATED-TYPE B

This screen has a 3mm plastic strip rather than a 15mm bottom channel fitted along the floor which removes the potential tripping hazard of Type A. It is however a little more noisy in operation.

**Maximum Size:**  
(single)  
3000mm H x 1600mm W  
(double)  
3000mm H x 4200mm W  
Available in limited range of colours

## RETRACTABLE SCREENS

### TECHROLL

These screens are convenient and efficient and designed to be invisible when retro fitted to existing windows and doors. Unlike pleated screens this retractable maximises visibility to the outside



**Maximum Size:**  
(single)  
2700mm H x 3200mm W  
(double)  
2700mm H x 6000mm W  
**Cassette Dimension:**  
45mm to 68mm Square

- ✓ **AUSTRALIAN DESIGN & MANUFACTURE**
- ✓ **VISIBILITY**  
Mesh provides excellent visibility and does not obstruct views outside. However can sometimes be difficult to see.
- ✓ **CONSTRUCTION**  
Mesh is secured in frame on all sides minimising wrinkles and providing good wind resistance, however if impacted mesh can potentially tear.
- ✓ **7 YEAR CONDITIONAL MANUFACTURER WARRANTY ON PARTS?**
- ✗ **SPRING LOADED SCREEN**  
Needs to be held firmly when opening or closing.
- ✗ **TRACKS**  
Tracks on floor have a deep channel which can be a tripping hazard.
- ✗ **CASSETTE**  
Which screen retracts into can appear large against door surrounds.

### FREEDOM INFINITY ZIPLINE

For uncompromising quality and a modern appearance this screen is a significant step-up from our basic range. A unique mesh-to-track retention system, prevents the mesh sagging and stops mesh blowouts. The easy to operate brake system enables the screen to stop safely in any position.



**Maximum Size (single):**  
2700mmH x 3500mm W or  
3500mm W x 2700mm W  
**Maximum Size (double):**  
2700mm H x 7000mm W or  
3500mm H x 5400mm W  
**Cassette Dimension:**  
50mm x 50mm or 70mm x 70mm  
**Available in a variety of finishes**

- ✓ **AUSTRALIAN DESIGN & MANUFACTURE**
- ✓ **VISIBILITY**  
Mesh provides excellent visibility and does not obstruct views outside. However can sometimes be difficult to see.
- ✓ **UNIQUE 'BRAKE SYSTEM'**  
Enables screen to be stopped in whatever position you choose.
- ✓ **QUALITY COMPONENTS & CONSTRUCTION**
- ✓ **MESH**  
The mesh is secured in the tracks which means it won't get blown out by the wind, however can be pushed out by kids/pets
- ✗ **CASSETTE**  
Which screen retracts into can appear large against door surrounds.

### CENTOR S1E

Top of the range retractable screen offering high quality design and components suitable for even very large openings. Best results when incorporated into building plans before build however can be retrofitted into existing spaces.



Available in a clear anodised finish, custom powder coat colours and real wood veneers  
Is also available with a sunshade instead of a screen, or as a double, up to 3910 wide, you can have a sunshade in one end and an insect screen in the other.

- ✓ **AUSTRALIAN DESIGN & MANUFACTURE**
- ✓ **LOAD BALANCING TECHNOLOGY™**  
Allows for the effortless fingertip control from this counter weighted system. With no crude spring-loading to fight against, the screen remains firmly in any chosen position until further pressure is applied. Load-balancing also means far greater tension across the mesh eliminating any tendency for sag.
- ✓ **TIGHT TECHNOLOGY™**  
Ensuring control of the horizontal edges of the screen so they remain straight and tight across the widest spans.
- ✓ **SHOCK ABSORPTION**  
In the majority of cases the shock absorption mechanism prevents system damage by redirecting impact away from the screen.
- ✓ **SELF-FEEDING MECHANISM**  
Should winds blow the screen out of the top or bottom channels the fabric will self-feed back onto the roll.
- ✓ **EXCELLENT VISIBILITY**
- ✓ **CONSTRUCTION**  
The frame is a large box section that runs the full height and width of the opening. This gives it a consistent look.
- ✓ **5 YEAR LIMITED MANUFACTURER'S WARRANTY**

**Maximum Size**  
(single)  
3200mm H x 3910mm W  
**Maximum Size**  
(double)  
3200mm H x 7600mm W

# DOOR SCREENS **MESH OPTIONS**

All our doors come with an appropriate insect mesh already fitted – however we have plenty of alternative meshes available as an upgrade to suit your particular needs.

# MESH OPTIONS


All our doors come with an appropriate insect mesh already fitted - however we have plenty of alternative meshes available as an upgrade to suit your particular needs.

FABRIC MESH TYPES	REASON TO CHOOSE	METAL MESH TYPES	REASON TO CHOOSE
<b>Standard Fibreglass</b>	Traditional flyscreen mesh	<b>Aluminium</b>	Meets requirements for Bushfire Attack Level (BAL) Ratings between 12.5 and 29
<b>Mini-Weave</b>	Extra protection against tiny insects	<b>TuffScreen</b>	High strength mesh that also meets requirements for BAL Ratings between 12.5 and 29
<b>Visibility Plus</b>	Designed with greater transparency for million dollar views	<b>DVA One Way Vision</b>	Delivers extra privacy as it makes seeing in from the outside more difficult
<b>Enclosure Plus</b>	High strength mesh well suited to larger areas	<b>Bronze</b>	Mostly used in traditional or period style homes
<b>Paw</b>	High strength mesh resistant to pet's claws and kids	<b>Stainless Steel</b>	Meets requirements for BAL Ratings up to 40
<b>UV Guard 90</b>	90% UV blockout from the sun's harsh rays and to protect internal furnishings from fading		

All mesh is black or charcoal in colour to absorb the light and make it easier to see through.

## STANDARD FIBREGLASS

Sometimes called Nylon mesh, this is the most common type of mesh found in flyscreen doors across Australia. It is fibreglass strands coated in PVC.



- ✓ **DOESN'T KINK OR DENT**  
Can be pulled very tight across a screen for optimal visibility and flat presentation
- ✓ **VERSATILE**  
Suits almost all types of door or window frames.
- ✓ **AFFORDABLE**  
Cheapest and easiest to replace (ie, DIY from Bunnings etc)
- ✓ **VISIBILITY**  
Allows good 2 way visibility
- ✗ **DURABILITY**  
Will not rust, rot, shrink or stain. However can be torn by pets, kids etc
- ✓ **EASY TO REPLACE**

**Technical Details:**  
PVC coated fibreglass mesh, 0.25mm diameter yarn, 18 x 14 strands per inch


**Strength Rating:**



Comes standard in our Flydoors, Diamond Grille Doors, Decorative Aluminium Security Doors

## MINI-WEAVE

Ideal for use where extra protection is needed against very small midge insects or sand flies. Popular in coastal areas or Queensland.



- ✓ **DOESN'T KINK OR DENT**  
Can be pulled very tight across a screen for optimal visibility and flat presentation
- ✓ **VERSATILE**  
Suits almost all types of door or window frames
- ✓ **KEEPS INSECTS OUT**  
Even the very small ones
- ✗ **DURABILITY**  
Will not rust, rot, shrink or stain. However can be torn by pets, kids etc
- ✓ **EASY TO REPLACE**


**Technical Details:**  
PVC coated fibreglass mesh, 0.25mm diameter yarn, 18 x 30 strands per inch

**Strength Rating:**



## VISIBILITY PLUS

Designed for doors where excellent visibility and airflow is required. If you have a million dollar view this is the mesh for you! It tricks your eyes to look like glass



- ✓ **DOESN'T KINK OR DENT**  
Can be pulled very tight across a screen for optimal visibility
- ✓ **VERSATILE**  
Suits almost all types of door or window frames
- ✓ **15% MORE VISIBILITY**  
than standard fibreglass mesh
- ✓ **15% MORE AIRFLOW**  
than standard fibreglass mesh
- ✗ **DURABILITY**  
Will not rust, rot, shrink or stain. However can be torn by pets, kids etc
- ✓ **EASY TO REPLACE**

**Technical Details:**  
PVC coated fibreglass mesh, 0.18mm diameter yarn, 18 x 18 strands per inch


**Strength Rating:**





## ENCLOSURE PLUS

Manufactured from hard-wearing polyester, Enclosure Plus offers high strength screening for doors located in high traffic areas or large screen doors where extra strength is required. The perfect choice for really big doors as most other mesh requires a join.



- ✓ **DOESN'T KINK OR DENT**  
Can be pulled very tight across a screen
- ✓ **VERSATILE**  
Suits almost all types of door or window frames
- ✓ **SUITABLE FOR LARGE AREAS**  
Can be fitted to very large doors without needing to join
- ✓ **DURABILITY**  
It's strong, flexible, pliable and will not rust, rot, shrink or stain, resistant to pet claws & kids

### EASY TO REPLACE

#### Technical Details:


High strength PVC coated Polyester, 0.35mm diameter yarn, 16 x 14 strands per inch

#### Strength Rating:



## PAW MESH

Thicker, tougher mesh for screening doors and windows where pet's claws are a problem. For larger animals upgrade to a Hard PVC Spline (instead of standard rubber spline) which further strengthens the screen by making it tougher for the mesh to pull out from the frame



- ✓ **DOESN'T KINK OR DENT**  
Can be pulled very tight across a screen for optimal visibility
- ✓ **VERSATILE**  
Suits almost all types of door or window frames
- **VISIBILITY**  
Thicker strands and denser weave can make screens slightly harder to see through
- ✓ **DURABILITY**  
It's flexible, pliable and will not rust, rot, shrink or stain, resistant to pet claws & kids

### EASY TO REPLACE

#### Technical Details:

PVC coated heavy gauge Polyester mesh, 0.80mm diameter yarn, 15 x 11 strands per inch

#### Strength Rating:



## UV GUARD 90

Designed for screening doors and windows where extra protection from the sun's harsh UV rays is required. Improves daytime privacy without compromising view. Helps to protect internal furnishings from fading in the sun.



- ✓ **DOESN'T KINK OR DENT**  
Can be pulled very tight across a screen for optimal visibility
- ✓ **VERSATILE**  
Suits almost all types of door or window frames
- ✓ **90% UV BLOCKOUT**
- ✓ **VISIBILITY**  
Good outward visibility through the screen but improves daytime privacy inwards
- ✗ **DURABILITY**  
Surprisingly durable, however can be torn by pets, kids etc
- ✓ **EASY TO REPLACE**

#### Technical Details:


PVC coated fibreglass mesh, 0.33mm diameter yarn, 20 x 30 strands per inch

#### Strength Rating:



## ALUMINIUM

A mesh that balances durability (though low strength) and visibility, and most importantly meets requirements in Bushfire zones where metal based mesh screens are required.



- ✓ **BUSHFIRE ATTACK LEVEL RATED**  
Meets government requirements for building standards in areas with Bushfire Attack Level (BAL) Ratings between 12.5 & 29
- ✓ **VISIBILITY**  
Good two way visibility
- ✗ **CAN KINK OR DENT**  
Is fitted tight across frame however appears wavy and can kink because made of metal wire which doesn't stretch at all

#### Technical Details:

Aluminium baked enamel finish, 0.23mm diameter wire, 18 x 16 strands per inch

#### Strength Rating:




## HARD PVC SPLINE

Gripping the mesh tighter on the frame so it can withstand more force, hard PVC Spline can be fitted to any screen with Enclosure Plus, Paw Mesh or UV Guard 90 Mesh. Will increase the strength rating by +// (2).

### TUFFSCREEN

Ideal for screening security doors this mesh has extra durability and is designed for areas that take a beating.



- ✓ **HIGHLY DURABLE**
- ✓ **SUPER THICK WIRE DIAMETER**  
Good for areas where pets or kids are likely to push on the door/window
- ✓ **BUSHFIRE ATTACK LEVEL RATED**  
Meets government requirements for building standards in areas with Bushfire Attack Level (BAL) Ratings between 12.5 & 29
- ✗ **VISIBILITY**  
Strands are thicker and closer together however still provides good transparency
- ✗ **CAN KINK OR DENT**  
Is fitted tight across frame however appears wavy and can kink because made of metal wire which doesn't stretch at all

**Technical Details:**

Powder coated aluminium, 0.41mm diameter wire, 14 x 14 strands per inch

**Strength Rating:**



### DVA ONE WAY VISION MESH

When fitted to a door, it makes seeing in from the outside much more difficult than seeing out from the inside.

It doesn't totally block vision - just obscures it. Works best in light colours.

At night, when the lights are on inside, the effectiveness is reduced (ie. People can see in more easily).

The mesh holes by themselves are too big to be an insect mesh, so a layer of standard fibreglass mesh is fitted.



- ✓ **PRIVACY**  
Increases privacy when main door is open. Can see out but people cannot easily see in
- ✗ **CAN KINK OR DENT**  
Is fitted tight across frame however appears wavy and can kink because made of metal wire which doesn't stretch at all
- **VISIBILITY**
- ✓ **COLOUR RANGE**

**Technical Details:**

Flat sheet of aluminium, with punched and expanded holes. Fitted with standard fibreglass mesh inside.

**Strength Rating:**



### BRONZE

Ideal for rejuvenating windows and doors in traditional or period style homes. Precision woven, using the highest quality materials, Bronze offers great strength and durability. Bronze is highly suitable for tough and demanding conditions.



- ✓ **DESIGNED FOR PERIOD STYLE HOMES**  
Matches existing screens on many period style homes
- ✓ **BUSHFIRE ATTACK LEVEL RATED**  
Meets government requirements for building standards in areas with Bushfire Attack Level (BAL) Ratings up to 40
- ✓ **VISIBILITY**  
Good two way visibility
- ✗ **CAN KINK OR DENT**  
Is fitted tight across frame however appears wavy and can kink because made of metal wire which doesn't stretch at all

**Technical Details:**


PVC coated fibreglass mesh, 0.33mm diameter yarn, 20 x 30 strands per inch

**Strength Rating:**



### STAINLESS STEEL (FLYWIRE)

For screening windows and doors in the harshest conditions. Non security.



- ✓ **BUSHFIRE ATTACK LEVEL RATED**  
Meets government requirements for building standards in areas with Bushfire Attack Level (BAL) Ratings up to 40
- ✓ **VISIBILITY**  
Fine mesh for good visibility
- ✓ **CORROSION RESISTANT**  
Perfect for coastal environments
- ✗ **CAN KINK OR DENT**  
Is fitted tight across frame however appears wavy and can kink because made of metal wire which doesn't stretch at all

**Technical Details:**

316 Marine Grade Stainless steel (tbc), 0.18mm diameter wire, 18 x 16 strands per inch

**Strength Rating:**



**Note:** This mesh is different to the stainless steel mesh used in INVISI-GARD doors which are made of sheets of stainless steel wire rather than a flexible roll such as this.

# DOOR SCREENS COLOURS

All our doors come in a wide selection of colours to suit your taste and style of house.

# COLOURS

All our doors come in a wide selection of colours to suit your taste and style of house.

## STANDARD COLOURS

Choose from any of our standard colours below for your Aluminium Frame door – this includes any Flyscreen, Diamond Grille, Decorative Aluminium or Contemporary Door (including INVISI-GARD). Our technicians carry samples of our standard colours to all measure & quotes so you can see the finished product and choose the best colour for you.

## POWDER COAT COLOURS

High quality thermostatically applied dry powder paint applied to create a smooth hard finish that is tougher than regular paint. Highly resistant to chipping.



**IMPORTANT NOTE:** Printed or on-screen representations of colours are very difficult to replicate exactly. Our technicians carry samples of our standard colours on actual metal samples to all measure & quotes so you can see the finished product and choose the best colour for you.

## ANODISED FINISH

Like powder coating, anodizing is a process that makes the surface corrosion and wear-resistant. These 2 colours are also available as standard colours on our Aluminium framed doors.



## SPECIAL COLOURS

A selection of the next most popular colours, the 9 special colours are available for a small extra charge. On any Steel Security Door special colours are included without any extra cost.



## CUSTOM COLOURS

We can custom make with any colour in the **Dulux Powder Coat Range** ([www.duluxpowders.com.au](http://www.duluxpowders.com.au)) or **Interpon Powder Coat Range** ([www.interpon.com.au](http://www.interpon.com.au)). These are powder coated to order locally by our specialist sub-contracting metal finishers and incur an additional charge and approximately 10 days additional manufacturing time.

**Custom paint colour matching service available**



**IMPORTANT NOTE:** Printed or on-screen representations of colours are very difficult to replicate exactly. Our technicians carry samples of our standard colours on actual metal samples to all measure & quotes so you can see the finished product and choose the best colour for you.

# DOOR SCREENS ACCESSORIES

All our doors are fixed with high quality standard accessories to ensure they function as intended. We also have a range of optional upgrades to our standard accessories.

# ACCESSORIES

## ACCESSORIES - LOCKS

### HINGED DOORS

All our hinged doors come fitted with an Austral Elegance XC door handle with keylock. This enables the door to be locked from inside or outside with a key.

Includes an interior snib lever for quick and convenient locking from the inside without the need for a key.



**Available in a wide range of colours.**

**Australian design and manufacture.**

**Other quality brands available upon request.**

### SLIDING SECURITY DOORS

#### STANDARD

All our sliding **Diamond Grille, Decorative, Contemporary** and **INVISI-GARD** doors come fitted with an **Austral SD7** sliding door lock.

This enables the door to be locked from inside or outside with a key. Includes an interior snib lever (shown on right) for quick and convenient locking from the inside without the need for a key.

Self-latching lock bolt engages automatically when the door is closed.



SD7 OUTSIDE SD7 INSIDE

#### OPTIONAL UPGRADE

As an optional upgrade for sliding doors the **Austral SD8** lock can be fitted. It provides all the same features of the **SD7** lock with a more contemporary and slimline appearance. In addition the fixing screws are only accessible from the inside, giving increased security.

**Available in 6 standard colours including black and white**



SD8 INSIDE

**Australian design and manufacture.**

**Other quality brands available upon request for extra charge.**

### SLIDING FLYSCREEN DOORS

#### STANDARD

All our sliding Flyscreen doors come fitted with a pull handle fitted to both the inside and outside of the door.



FLYSCREEN DOOR PULL HANDLE

#### OPTIONAL UPGRADE

As an optional upgrade any sliding Flyscreen door can be fitted with a snib.

This handle enables the door to be snibbed from the inside. Note: no snib function from the outside.



FLYSCREEN DOOR SNIB HANDLE

# ACCESSORIES

## ACCESSORIES - LOCKS

### TRIPLE LOCK

For extra security as an optional upgrade, a triple lock mechanism can be fitted to our hinged or sliding doors. This offers added security protection by locking 3 positions into the door frame when you use the key or snib lock.

**Note that if there is 'movement' in your house (as is quite common) these triple locks can go out of alignment and become unreliable.**



### KEYING ALIKE

In most cases we can match the keys of the door we fit to the existing one/s in your house. We can advise the easiest and most cost effective way to achieve this result.



## ACCESSORIES - HINGES

### HINGES

All our hinged doors come fitted with 2 regular hinges and our INVISI-GARD doors come fitted with 3 regular hinges.

Regular hinges are powder coated to match the frame of the door (15 standard colours) or provided in black.

As an optional upgrade stainless steel hinges are available in black or steel. This should be considered in salty areas 5-10km from the beach.





# ACCESSORIES

## ACCESSORIES – CLOSERS

### DOOR CLOSER HINGED DOORS

All our hinged doors come fitted standard with a **Austral** pneumatic door closer.

This allows the door to close automatically but not slam. All closures have an adjustment screw which allows you to easily adjust the force with which the door pulls closed using a screwdriver.

All our stainless steel hinged doors come fitted with a **heavy duty Austral** pneumatic door closer.




### DOOR CLOSER SLIDING DOORS (OPTIONAL UPGRADES)

Sliding doors do NOT come with a door closer however as an **optional upgrade** there are 2 options for automatic closers.

#### INVENTCO WATER CLOSER

- A self closing mechanism for sliding doors.
- Great for those who were “born in a tent” and forget to close the door behind themselves.
- Works using:
  - A weight inside a tube which is attached to the door frame.
  - The weight is lifted by a fishing line attached to the main door when the sliding door is opened.
  - The weight then pushes the door shut when released.
  - The water inside the tube cushions the impact and slows the speed of the movement, reducing risk to fingers.
  - Available in 10 colours.



#### PNEUMATIC NEW STAR CLOSER

- Similar to the Water Closer, but this one works with pneumatics and a telescopic retracting rod.
- Available in black/white only.



# ACCESSORIES

## ACCESSORIES – PET DOORS

### PLASTIC PET DOORS

Our basic pet door suitable for 'well mannered' pets.

Available in 2 sizes.

Small: 240mm high x 190mm wide (opening)

Large: 400mm high x 260mm wide (opening)



### ALUMINIUM PET DOORS

Our heavy duty pet doors also available in 2 sizes.

Small: 200mm Wide x 305mm High (opening)

Large: 300mm Wide x 440mm High (opening)



## ACCESSORIES – TRACKS (SLIDING DOORS ONLY)

We have a range of tracks that can be fitted as required to ensure smooth operation of our sliding doors.

# WINDOW SCREENS

We custom manufacture a wide range of Flyscreen and Security^ Windows to meet your individual needs.

- \* FLYSCREENS
- \* KIDSCREEN WINDOW FALL PREVENTION SCREENS
- \* MAGNETIC INSECT SCREENS
- \* DIAMOND GRILLE WINDOW SCREENS
- \* INVISI-GARD SECURITY^ SCREENS
- \* INVISI-SCAPE EMERGENCY ESCAPE SECURITY^ SCREENS
  
- \* MESH OPTIONS
- \* COLOURS
- \* ATTACHMENTS

# WINDOW SCREENS

## FLYSCREENS

**Our most popular window screens are the perfect solution to allow natural ventilation while keeping leaves, debris and insects out, especially during windy days or at night when insects are attracted to light.**

**Flyscreen windows can assist in reducing your energy bills with natural air-flow, rather than artificial cooling. They are particularly useful when 'evaporative cooling' is installed (which, unlike refrigerated air-conditioning, requires the windows to be open to work).**

### STANDARD

All Window Flyscreens come in a variety of standard colours and include appropriate attachment accessories (ie. Plunger pins or Swivel Clips etc)

### OPTIONAL

**UPGRADES** to alternative mesh types, special colours, heavy duty 37mm frame (for larger windows) or customised attachment accessories/system for unique window types.



- ✓ **AFFORDABLE**
- ✓ **CONVENIENT**  
Typically easy to remove from the window to clean glass. Easy and inexpensive to repair
- ✓ **VISIBILITY**  
Will not obstruct view through glass. Fibreglass mesh is flexible and able to be pulled tight across frame to ensure no wrinkles. Being fabric based it will also not kink or dent
- ✗ **PET/CHILD DURABILITY**  
mesh is relatively easy to push through or tear

**Frame:**  
Aluminium  
25mm x 11mm  
(or 25mm x 9mm if required)

**Standard Mesh:**  
Standard Fibreglass

**Security<sup>^</sup> Rating:**  
////

**Strength rating:**  
////

## KIDSCREEN WINDOW FALL PREVENTION SCREENS

**We are a licensed fabricator and installer of this unique window screen system. Designed for upstairs windows where there is a potential safety risk for children falling.**

Existing Australian Building codes require risks for upstairs bedroom windows to be minimised by restricting the opening of a window (to maximum of 125mm) – however this does limit airflow.

Fitting these screens to your upstairs windows is a great way to get the maximum benefits of window airflow with peace of mind that your family is safe.

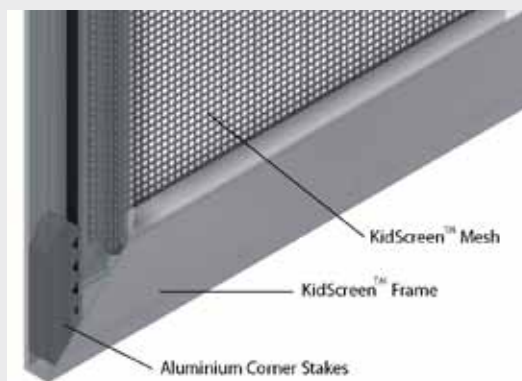
**The KidScreen Window Fall Prevention screen offer a 7 year conditional warranty when fitted and installed by a licensed or certified installer.**

All KidScreen Window Fall Prevention screens are made to measure and custom built to meet the exact requirement of

the National Construction Code 2013 (Vol 1: D.2.24 & Vol 2: 3.9.2.5) ensuring that your children are in the safest possible environment.

The KidScreen Window Fall Prevention screens have undergone successful testing to the Australian Window Association Industry Code of Practice ICP.005 exceeding the minimum 250N force (25kg) required in the National Construction Code 2013 (Vol 1: D.2.24 & Vol 2: 3.9.2.5).

Intended for kids up to age 5 and/or 25kg.



- ✓ **PEACE OF MIND**
- ✓ **VISIBILITY**  
Similar to a regular flyscreen – mesh will not obstruct view
- ✓ **DURABILITY**  
Heavy reinforced polyester material that gains its strength from its woven assembly. Corrosion Resistant
- ✓ **PET FRIENDLY**  
Suited to windows where pet's claws are an issue
- ✓ **INDUSTRY STANDARDS**  
Meets government requirements for building standards in areas with Bushfire Attack Level (BAL) Ratings up to 40
- ✓ **COST**  
More expensive regular flyscreens.

**Technical Details:**  
PVC coated heavy gauge polyester mesh attached to 44mm frame with durable high strength attachment.

**Security<sup>^</sup> Rating:**  
////

**Strength Rating:**  
////

# WINDOW SCREENS

## MAGNETIC INSECT SCREENS

Designed for odd shaped windows or those constructed in a way that a traditional screen would inhibit access to open/close easily. Commonly used on all types of outward opening and double-hung windows.

Can be fitted to timber, steel, aluminium and UPVC window frames.

### STANDARD

Available in 9 frame colours.

**OPTIONAL UPGRADES** to alternative mesh types (Micro Weave or Privacy mesh only) or special colours.



- ✓ **VISIBILITY**  
Mesh will not obstruct view
- ✓ **CONVENIENT**  
Easy to remove to clean the glass or open a window
- ✗ **PET/CHILD DURABILITY**  
Mesh is relatively easy to push through (though optional upgrades to different mesh types available)
- ✗ **COST**  
Much more expensive than regular flyscreens.

**Frame:**  
Custom Made 12mm PVC frame bonded to Magnetic strip with corresponding base magnet fitted to the inside of the window.

**Standard Mesh:**  
Standard Fibreglass bonded under pressure to magnet.

**Security<sup>^</sup> Rating:**  
//////

**Strength rating:**  
//////

## DIAMOND GRILLE WINDOW SECURITY<sup>^</sup>SCREENS

Ideal for areas where security is a concern (laneway windows, commercial premises etc) and cost is a consideration.

Our Diamond Grille window screens utilise the same technology as our Diamond Grille doors with a smaller outer frame. The frame uses sturdy internal metal corners which are riveted in.

These screens are fixed to the window frame (either inside or outside depending on your preference) Attached with tamper-proof screws but can be removed with a custom shaped allen key.

### STANDARD

All Diamond Grille window screens come in our standard colours using A127 grille and include appropriate attachment accessories to affix securely.

**OPTIONAL UPGRADES** to alternative mesh types, 3 different grille patterns or special colours.

Galvanised or ALU-GARD grille/mesh also available.



- ✓ **RANGE**  
Standard colours available. One standard, three alternative diamond grille patterns to choose from
- ✗ **CONVENIENCE**  
Permanently attached, difficult for cleaning glass
- ✗ **SAFETY**  
Permanently attached, difficult to remove in case of emergency
- ✗ **VISIBILITY**  
Diamond Grille obstructs view in and out of window.
- ✗ **PET/CHILD DURABILITY**  
Mesh is relatively easy to push through (though optional upgrades to different mesh types available)

**Frame:**  
Aluminium  
37mm x 11mm

**Standard Mesh:**  
Standard Fibreglass

**Security<sup>^</sup> rating:**  
//////

**Strength rating:**  
//////

# WINDOW SCREENS

## INVISI-GARD SECURITY^ SCREENS

**INVISI-GARD** Fixed Window Security^ Screens combine the proven strength and security^ of **316 Marine Grade Stainless Steel Mesh** with extruded aluminium perimeter framing to create a security^ window screen that looks great whilst providing excellent security^. Ideal for laneway windows, commercial premises etc.

**INVISI-GARD** mesh provides a clear view in both directions through the window. With no grille to obstruct view. Black mesh absorbs the light making easier to see through.

High strength mesh and unique construction method provide ultimate durability and strength which is also highly resistant to corrosion.

**INVISI-GARD 316 Marine Grade Stainless Steel Mesh** is covered by a 15 Year conditional Warranty.



- ✓ **VISIBILITY**  
No grille to obstruct view
- ✓ **DURABILITY**  
High strength mesh and unique construction
- ✓ **SECURITY**  
Classified as a Security Window by Australian Standards
- ✓ **INDUSTRY STANDARDS**  
Meets government requirements for building standards in areas with Bushfire Attack Level (BAL) Ratings up to 40
- ✗ **CONVENIENCE**  
Permanently attached, difficult for cleaning glass
- ✗ **SAFETY**  
Permanently attached, difficult to remove in case of emergency
- ✗ **COST**  
More expensive regular flyscreens or Diamond Grille.

**Technical Details:**  
Aluminium frame fitted with 316 Marine Grade Stainless Steel Mesh. Attached using Invisi-Gard patented pressure retention system for maximum security.

**Standard Mesh:**  
0.8mm Stainless Steel Wire, 11 x 11 strands per 25mm sq.

**Security^ Rating:**



**Strength rating:**



**All INVISI-GARD window screens come in a variety of standard colours and include appropriate attachment accessories to affix securely.**

**Optional upgrades to special colours**

# WINDOW SCREENS

## INVISI-SCAPE EMERGENCY ESCAPE WINDOW SECURITY^ SCREENS

From the makers of **INVISI-GARD** Doors and Windows these screens offer the perfect answer to your security^ and safety needs.

The impact tested **316 Marine grade stainless steel** ensures the external security^ of the building is not compromised and an easy to operate release on the inside allows exit from the building freely in case of an emergency.

**INVISI-SCAPE Emergency Escape Window Security^ Screens** provide simple, keyless, one handed unlocking of the window security^ screen from the inside. Once unlocked, the security^ screen then hinges open to allow a path of escape.

High strength mesh and unique construction method provide ultimate durability and strength which is also highly resistant to corrosion.

**INVISI-GARD 316 Marine Grade Stainless Steel Mesh** is covered by a 15 Year conditional Warranty.



- ✓ **SAFETY & SECURITY**  
allows for one-hand unlocking of the window from the inside whilst not compromising security from the outside
- ✓ **DESIGN**  
Fitted to perimeter frame only (no grille required).
- ✓ **VISIBILITY**  
no grille to obstruct view. mesh absorbs the light making easier to see through.
- ✓ **DURABILITY**  
High strength mesh and unique construction method provide ultimate durability and strength.
- ✓ **HIGHLY RESISTANT TO CORROSION.**
- ✓ **VERSATILE.**  
Can be custom manufactured to open inwards, or outwards to fit many brands and styles of window
- ✓ **SUITABLE FOR BUSHFIRE ZONES**  
Suits applications up to Bushfire Attack Level BAL40
- ✗ **COST**  
More expensive regular fixed INVISI-GARD screens.
- ✗ **KIDSAFE**  
Designed to be opened easily from the inside so does not provide protection for kids falling from upstairs windows.

**Technical Details:**  
Aluminium frame fitted with 316 Marine Grade Stainless Steel Mesh. Attached using Invisi-Gard patented pressure retention system for maximum security.

**Security^ Rating:**



**Strength rating:**



**All INVISI-SCAPE Emergency Escape Window Security Screens have been tested to Australian Standards AS5039-2008**

## PRIVACY SCREENS

Custom made privacy screens available on request.



## RETRACTABLES

A range of retractable window screens are available on request depending on your style of window.

# WINDOW SCREENS MESH OPTIONS

All our window screens come with an appropriate insect mesh already fitted. We have plenty of alternative meshes available as an upgrade to suit your particular needs.



# MESH OPTIONS


All our window screens come with an appropriate insect mesh already fitted. We have plenty of alternative meshes available as an upgrade to our flyscreen of Diamond Grille or Magnetic Screen to suit your particular needs.

FABRIC MESH TYPES	REASON TO CHOOSE	METAL MESH TYPES	REASON TO CHOOSE
<b>Standard Fibreglass</b>	Traditional flyscreen mesh	<b>Aluminium</b>	Meets requirements for Bushfire Attack Level (BAL) Ratings between 12.5 and 29
<b>Mini-Weave</b>	Extra protection against tiny insects	<b>Bronze</b>	Mostly used in traditional or period style homes
<b>Visibility Plus</b>	Designed with greater transparency for million dollar views	<b>Stainless Steel</b>	Meets requirements for BAL Ratings up to 40
<b>Enclosure Plus</b>	High strength mesh well suited to larger areas		
<b>UV Guard 90</b>	90% UV blackout from the sun's harsh rays and to protect internal furnishings from fading		

**All mesh is black or charcoal in colour to absorb the light and make it easier to see through.**

## STANDARD FIBREGLASS

Sometimes called Nylon mesh, this is the most common type of mesh found in flyscreen windows across Australia.




- ✓ **DOESN'T KINK OR DENT**  
Can be pulled very tight across a screen for optimal visibility and flat presentation
- ✓ **VERSATILE**  
Suits almost all types of door or window frames.
- ✓ **AFFORDABLE**  
Cheapest and easiest to replace (ie, DIY from Bunnings etc)
- ✓ **VISIBILITY**  
Allows good 2 way visibility
- ✗ **DURABILITY**  
Will not rust, rot, shrink or stain. However can be torn by pets, kids etc
- ✓ **EASY TO REPLACE**

**Technical Details:**  
PVC coated fibreglass mesh, 0.25mm diameter yarn, 18 x 14 strands per inch  
**Strength Rating:**  
//////  
Comes standard in our Flydoors, Diamond Grille Doors, Decorative Aluminium Security Doors

## MINI-WEAVE

Ideal for use where extra protection is needed against very small midge insects or sand flies. Popular in coastal areas or Queensland.




- ✓ **DOESN'T KINK OR DENT**  
Can be pulled very tight across a screen for optimal visibility and flat presentation
- ✓ **VERSATILE**  
Suits almost all types of door or window frames
- ✓ **KEEPS INSECTS OUT**  
Even the very small ones
- ✗ **DURABILITY**  
Will not rust, rot, shrink or stain. However can be torn by pets, kids etc
- ✓ **EASY TO REPLACE**

**Technical Details:**  
PVC coated fibreglass mesh, 0.25mm diameter yarn, 18 x 30 strands per inch  
**Strength Rating:**  
//////

## ENCLOSURE PLUS

Manufactured from hard-wearing polyester, Enclosure Plus offers high strength screening for windows located in high traffic areas or where pet's claws are a problem. The perfect choice for really big windows as most other mesh requires a join.




- ✓ **DOESN'T KINK OR DENT**  
Can be pulled very tight across a screen
- ✓ **VERSATILE**  
Suits almost all types of door or window frames
- ✓ **SUITABLE FOR LARGE AREAS**  
Can be fitted to very large doors without needing to join
- ✓ **DURABILITY**  
It's strong, flexible, pliable and will not rust, rot, shrink or stain, resistant to pet claws & kids
- ✓ **EASY TO REPLACE**

**Technical Details:**  
High strength PVC coated Polyester, 0.35mm diameter yarn, 16 x 14 strands per inch  
**Strength Rating:**  
//////

## UV GUARD 90

Designed for screening windows where extra protection from the sun's harsh UV rays is required. Helps to protect internal furnishings from fading in the sun.




- ✓ **DOESN'T KINK OR DENT**  
Can be pulled very tight across a screen for optimal visibility
- ✓ **VERSATILE**  
Suits almost all types of door or window frames
- ✓ **90% UV BLOCKOUT**
- ✓ **VISIBILITY**  
Good outward visibility through the screen but improves daytime privacy inwards
- ✗ **DURABILITY**  
Surprisingly durable, however can be torn by pets, kids etc
- ✓ **EASY TO REPLACE**

**Technical Details:**  
PVC coated fibreglass mesh, 0.33mm diameter yarn, 20 x 30 strands per inch  
**Strength Rating:**  
//////

### VISIBILITY PLUS

Designed for windows where excellent visibility and airflow is required. If you have a million dollar view this is the mesh for you!



- ✓ **DOESN'T KINK OR DENT**  
Can be pulled very tight across a screen for optimal visibility
- ✓ **VERSATILE**  
Suits almost all types of door or window frames
- ✓ **15% MORE VISIBILITY**  
than standard fibreglass mesh
- ✓ **15% MORE AIRFLOW**  
than standard fibreglass mesh
- ✗ **DURABILITY**  
Will not rust, rot, shrink or stain. However can be torn by pets, kids etc
- ✓ **EASY TO REPLACE**

**Technical Details:**


PVC coated fibreglass mesh, 0.18mm diameter yarn, 18 x 18 strands per inch

**Strength Rating:**



### ALUMINIUM

A mesh that balances durability and visibility, and most importantly meets requirements in Bushfire zones where metal based mesh screens are required.



- ✓ **BUSHFIRE ATTACK LEVEL RATED**  
Meets government requirements for building standards in areas with Bushfire Attack Level (BAL) Ratings between 12.5 & 29
- ✓ **VISIBILITY**  
Good two way visibility
- ✗ **CAN KINK OR DENT**  
Is fitted tight across frame however appears wavy and can kink because made of metal wire which doesn't stretch at all

**Technical Details:**


Aluminium baked enamel finish, 0.23mm diameter wire, 18 x 16 strands per inch

**Strength Rating:**



### BRONZE

Ideal for rejuvenating windows in traditional or period style homes. Precision woven, using the highest quality materials, Bronze offers great strength and durability. Bronze is highly suitable for tough and demanding conditions.



- ✓ **DESIGNED FOR PERIOD STYLE HOMES**  
Matches existing screens on many period style homes
- ✓ **BUSHFIRE ATTACK LEVEL RATED**  
Meets government requirements for building standards in areas with Bushfire Attack Level (BAL) Ratings up to 40
- ✓ **VISIBILITY**  
Good two way visibility
- ✗ **CAN KINK OR DENT**  
Is fitted tight across frame however appears wavy and can kink because made of metal wire which doesn't stretch at all

**Technical Details:**


PVC coated fibreglass mesh, 0.33mm diameter yarn, 20 x 30 strands per inch

**Strength Rating:**



### STAINLESS STEEL (FLYWIRE)

For screening windows and doors in the harshest conditions. Non security.



- ✓ **BUSHFIRE ATTACK LEVEL RATED**  
Meets government requirements for building standards in areas with Bushfire Attack Level (BAL) Ratings up to 40
- ✓ **VISIBILITY**  
Fine mesh for good visibility
- ✓ **CORROSION RESISTANT**  
Perfect for coastal environments
- ✗ **CAN KINK OR DENT**  
Is fitted tight across frame however appears wavy and can kink because made of metal wire which doesn't stretch at all

**Technical Details:**

316 Marine Grade Stainless steel (tbc), 0.18mm diameter wire, 18 x 16 strands per inch

**Strength Rating:**



**Note:** This mesh is different to the stainless steel mesh used in INVISI-GARD doors which are made of sheets of stainless steel wire rather than a flexible roll such as this.



# WINDOW SCREENS COLOURS

All our doors come in a wide selection of colours to suit your taste and style of house.

# COLOURS

All our window screens come in a wide selection of colours to suit your taste and style of house.

## STANDARD COLOURS

All our window screens come in a wide selection of colours to suit your taste and style of house. Choose from any of our standard colours below for your window screens.

## POWDER COAT COLOURS

High quality thermostatically applied dry powder paint applied to create a smooth hard finish that is tougher than regular paint. Highly resistant to chipping.



**IMPORTANT NOTE:** Printed or on-screen representations of colours are very difficult to replicate exactly. Our technicians carry samples of our standard colours on actual metal samples to all measure & quotes so you can see the finished product and choose the best colour for you.

## ANODISED FINISH

Like powder coating, anodizing is a process that makes the surface corrosion and wear-resistant. These 2 colours are also available as standard colours on our Aluminium framed doors.



## SPECIAL COLOURS

A selection of the next most popular colours, the 8 special colours are available for a small extra charge.



## CUSTOM COLOURS

We can custom make with any colour in the **Dulux Powder Coat Range** ([www.duluxpowders.com.au](http://www.duluxpowders.com.au)) or **Interpon Powder Coat Range** ([www.interpon.com.au](http://www.interpon.com.au)). These are powder coated to order locally by our specialist sub-contracting metal finishers and incur an additional charge and approximately 10 days additional manufacturing time.

**Custom paint colour matching service available**



**IMPORTANT NOTE:** Printed or on-screen representations of colours are very difficult to replicate exactly. Our technicians carry samples of our standard colours on actual metal samples to all measure & quotes so you can see the finished product and choose the best colour for you.

# WINDOW SCREENS **ATTACHMENTS**

A variety of attachments are used by our expert tradespeople to ensure your window screens attach securely to your window.

# ATTACHMENTS

A variety of attachments are used by our expert tradespeople to ensure your window flyscreen attaches securely to your window. We choose the best option for your windows based on their construction. Our aim is to provide a secure attachment with the least obtrusive appearance.

These attachments are provided as **STANDARD** on all window screens.

## PLUNGER PINS

Fitted through the flyscreen frame and extending into a small hole drilled into the window frame. They hold the screen in place by extending into window frame and are easily retracted when the screen needs to be removed.



Spring loaded metal ones are available at extra cost.

## SWIVEL CLIPS

These are screwed onto the window frame and hold the screen in place and can easily be swivelled to allow easy screen removal.



Metal versions are available at extra cost.

## CLIPS

Attached to the Flyscreen frame these clips provide good grip for easy removal of the flyscreen, Usually used on Bradnam windows.



## BUTTONS

Used on some screens as an alternative to pins. Can be fitted to either the top or bottom of screen and provide grip for easy removal of the flyscreen. Not suitable for most windows.



## HINGES

Used where it is necessary to create a moving screen (ie. Casement windows where it is often necessary to move the screen to open the window). These hinges are unobtrusive and are fitted snugly against frame to optimise tight seal.

Metal versions are available at extra cost.





# ATTACHMENTS (ADDITIONAL COST)

Depending on the construction and configuration of your windows it is sometimes necessary to utilise additional attachments shown below.

These have a **SMALL COST** associated with supply and fitting.

## TAIL PIECE

Used where a suitable rail isn't built over or beside the window winder on one of the most commonly occurring window types in Australia (Awning windows).

Our standard 'Tail Piece' is attached as a press-fit to the bottom of the flyscreen. It is custom cut to size to ensure optimal fit over window winder.

Comes in all of our standard colours and will be matched to your selected frame colour



## CHANNELS

Often used for Double Hung (or Sash) windows these channels enable the flyscreen to be fitted with a good seal. The channels help hide gaps created by old, out of square window frames on older houses (which often have double hung windows).



## TRACKS

Typically used on horizontal sashless sliding windows. Allows us to make screen slide out of the way, so you can operate the glass, then move the screen back to cover the opening. Top channel is deeper so the screen goes high up into it, then drops into the shallow bottom channel without falling out of the top one.



If a window is particularly unique we can utilise other methods of attaching Screens or design a custom attachment system for a small additional charge.

# SERVICES

**We pride ourselves on being the experts in the Industry and providing excellent service to meet our different customer needs.**

We are proud of the reputation we have built over the years working with window companies, architects, builders and maintenance trades and have developed ways to be flexible in our approach. We are now excited to work directly with residential clients extending our expertise so everyone can enjoy the benefits of our vast experience in Door and Window Screens and Security Doors.

**We have several ways of working with our customers.**

## MANUFACTURE ONLY

We are happy to manufacture screens or doors to sizes and specifications provided by you, either for collection from us, or, for an additional fee, delivery to your site.

- By eliminating the need for us to schedule a site measure before manufacture this cuts down the lead time between order and delivery. It also means a lower cost to you as we spend less time on the job.
- This is only recommended for simple jobs or where the customer has installation expertise as the risk on sizes and colour is with you rather than us. If we manufacture to the sizes provided and the product does not fit we will happily rework the item to the correct size however the cost of this will be borne by you.
- For residential customers with simple window flyscreen needs this can be a very cost effective way to replace an existing screen – simply measure your old screen or bring it in to us at our showroom to measure, colour match and copy.
- To proceed with manufacture we require all details in writing.

## MANUFACTURE AND INSTALL

The same approach as Manufacture only, however with the piece of mind knowing a skilled tradesperson will come an install the product.

## MEASURE, QUOTE, MANUFACTURE AND INSTALL

- Our most popular way of working providing you with the confidence that your selected products will be measured and fitted by the experts. We take all of the risk on getting sizes and colours correct.
- Our team specialise in this work, leading to a top quality result.

Can take a little longer to arrange as we need to schedule a mutually convenient time to complete an onsite measure, complete a quote and for installation. Is more expensive than simply manufacturing an item to your provided specifications.

## REPAIRS

If you have an existing screen door or window that needs to be re-meshed we're happy to discuss repairing for you.





**Bulleenscreens**  
made for the trade

**PH:** 03 9568 5568  
office@bulleenscreens.com.au  
www.bulleenscreens.com.au

**Showroom:** 8am to 4pm Monday to Friday  
25 Edward Street, Oakleigh,  
Victoria, Australia, 3166